



Importance of JODI Data in Oil Market Analysis

Presented by:

OPEC Secretariat



Disclaimer



The data, analysis and any other information ('Content') contained in this presentation is for informational purposes only and is not intended as a substitute for advice from your business, finance, investment consultant or other professional. Whilst reasonable efforts have been made to ensure the accuracy of the Content of this presentation, the OPEC Secretariat makes no warranties or representations as to its accuracy, currency or comprehensiveness and assumes no liability or responsibility for any error or omission and/or for any loss arising in connection with or attributable to any action or decision taken as a result of using or relying on the Content of this presentation. This presentation may contain references to material(s) from third parties whose copyright must be acknowledged by obtaining necessary authorization from the copyright owner(s). The OPEC Secretariat will not be liable or responsible for any unauthorized use of third party material(s). The views expressed in this presentation are those of the OPEC Secretariat and do not necessarily reflect the views of individual OPEC Member Countries.

The material contained in this presentation may be used and/or reproduced for educational and other non-commercial purposes without prior written permission from the OPEC Secretariat provided that the copyright holder is fully acknowledged.



- **Importance of data transparency**
- **Advantages of using JODI oil data**
- **Shortcomings of JODI oil data**
- **Recommendation**
- **Conclusion**



- **Importance of data transparency**
- Advantages of using JODI oil data
- Shortcomings of JODI oil data
- Recommendation
- Conclusion



Support decision making

Crude oil prices were trapped in a downward slide since mid-2014, entering what appears to be the longest of five cycles, accompanied by high volatility.

At the same time, the market saw a period of abundance of supply above market requirements, leading to stock overhangs.

This development has translated into significant capital expenditure reduction in E&P.

Given these conditions, the Declaration of Cooperation between OPEC and some Non-OPEC producing countries entered into an effort to bring forward the market balance.

Therefore, in order to be able to respond in a timely manner, the market needs more transparency in data of oil supply, oil demand, inventories, refining and trade-related issues, to improve short-term forecasting.



- Importance of data transparency
- **Advantages of using JODI oil data**
- Shortcomings of JODI oil data
- Recommendation
- Conclusion



Advantages of using JODI oil data

- **Official and direct information with comprehensive metadata country notes**
- **Monthly data with just a two-month time lag**
- **Freely accessible**
- **Contains unique information that cannot be found elsewhere**
- **Provides timely and reliable data on fundamental oil flows**
 - Production
 - Demand
 - Trade
 - Storage
 - Refining
- **For more than 100 countries & with significant overall coverage**

Advantages of using JODI oil data



Demand

Demand forecasts are based on the consumption with a lag, among other factors – the accuracy of the base year is essential in estimating the year ahead

Non-OPEC supply

Non-OPEC supply forecasts are based on a bottom-up approach, adding growth projections to an existing baseline – the base is essential in estimating the year ahead

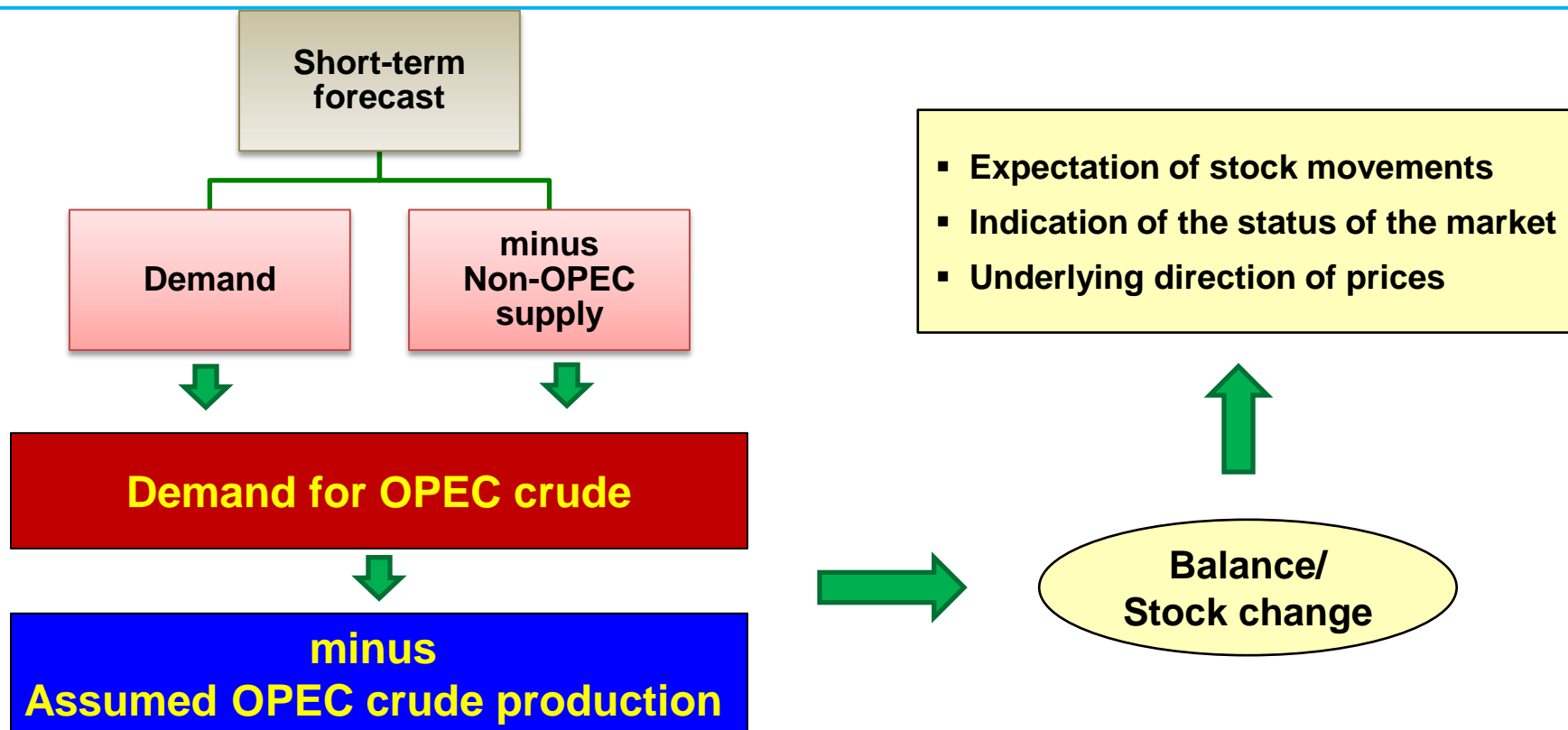
OPEC production

Added to non-OPEC production, global supply indicates the status of the market when compared to total world oil demand

Global stocks

Oil inventories should reflect interaction between supply and demand forces – the global picture of stocks is the ultimate source for checking accuracy of supply and demand numbers

Advantages of using JODI oil data



Advantages of using JODI oil data



Demand

Around **90 %** of total oil demand is covered in the JODI data base, some of the new consumer countries have been included

Crude oil production

Large coverage of producers, about **96%** of total crude oil production is covered in the JODI data base

Refining

Around **86%** of total refinery intake and output are covered in the JODI data base

Trade

About **88%** of total crude oil and product exports and imports are covered in the JODI data base

Inventories

In addition to the OECD, a few non-OECD countries are also covered

Time lag

Improvement in reporting time, two months for many countries

Advantages of using JODI oil data



JODI database is an important source for updating oil supply/demand information for a number of countries, for which information is not available elsewhere.

JODI data as input to “*word oil demand*”

- Data for main petroleum products in non-OECD countries is available to check supply demand by product

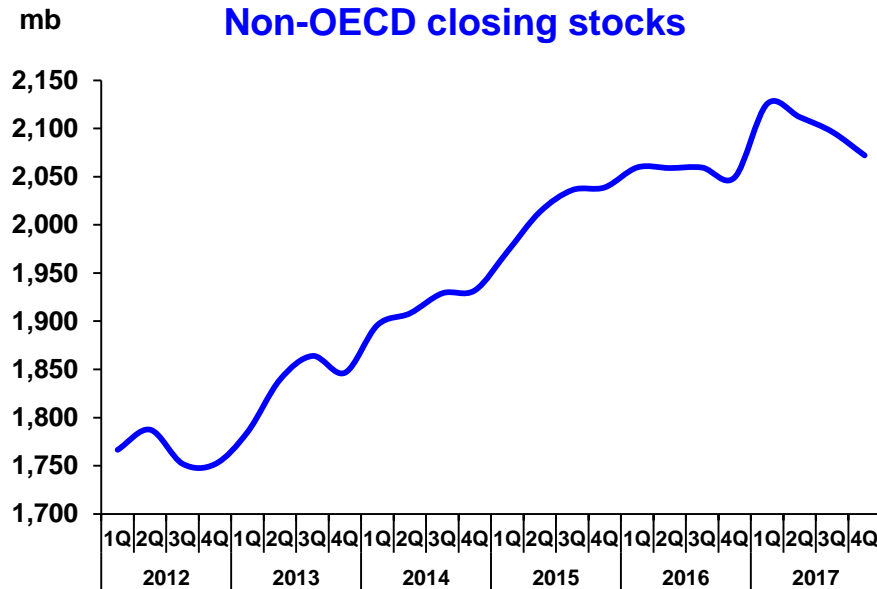
JODI data as input to “*non-OPEC oil supply*”

- JODI data is more timely than national information, and hence, is used as the first estimate (e.g. Canada, Australia, India, Argentina)
- Data for smaller producing countries is taken from JODI, after having been reviewed and compared with national information, to ease and speed up the update (e.g. smaller oil producing OECD countries, such as Austria, France, Germany, Japan)
- For some oil producing countries, no other information is available (e.g. Brunei, Bolivia, Tunisia)

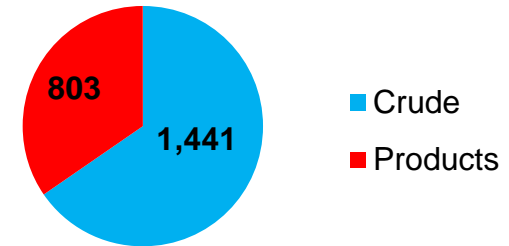


Advantages of using JODI oil data

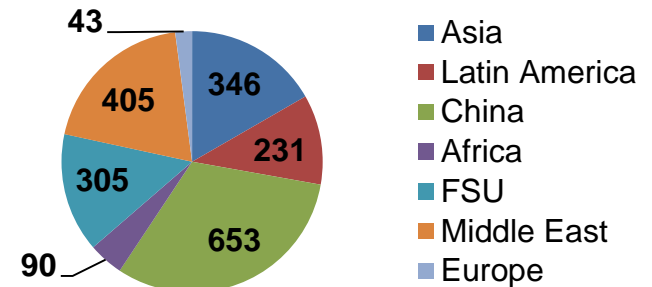
Considerable information in JODI to estimate total non-OECD inventories, although some data is still not available.



4Q 2017 by component, mb



4Q 2017 by region, mb





- Importance of data transparency
- Advantages of using JODI oil data
- **Shortcomings of JODI oil data**
- Recommendation
- Conclusion

Shortcomings of JODI oil data



World oil demand & global oil supply

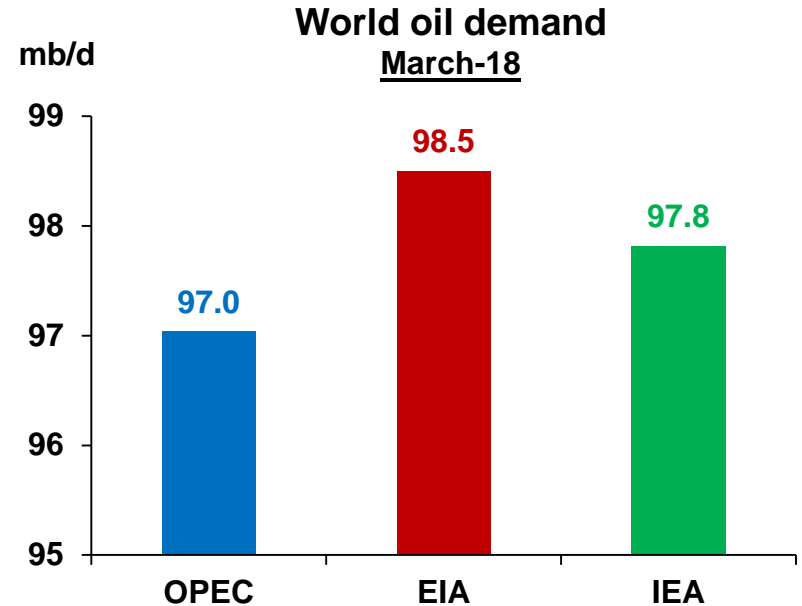
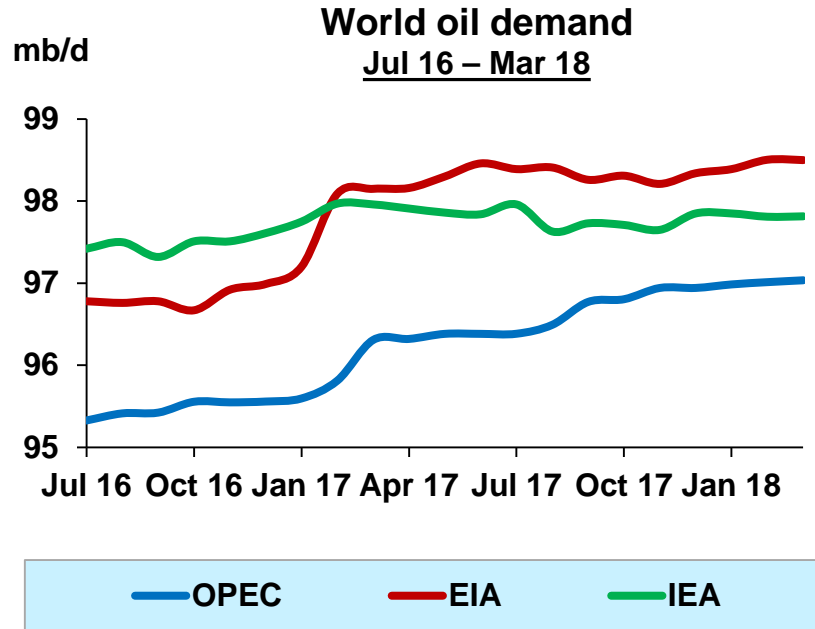
- Insufficient coverage distorts the base in estimating the period ahead (1.0% missing ~ 0.96 mb/d)
- Lack of data for main consuming countries (China, Russia, Singapore, UAE, ...)
- Revisions in historical data by organizations/agencies using JODI oil data not adequately reflected in the data base
- Discrepancy among various sources using JODI oil data

Shortcomings of JODI oil data



World oil demand

2017: revisions in reporting agencies using JODI oil data

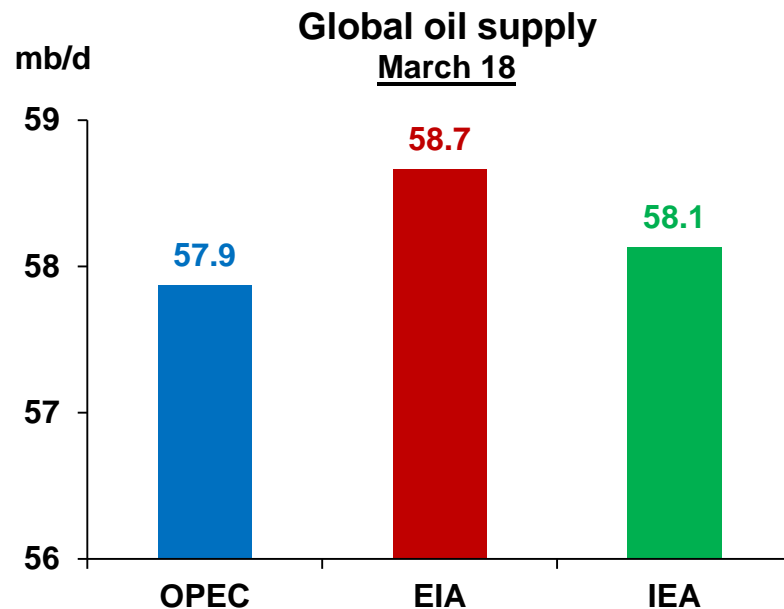
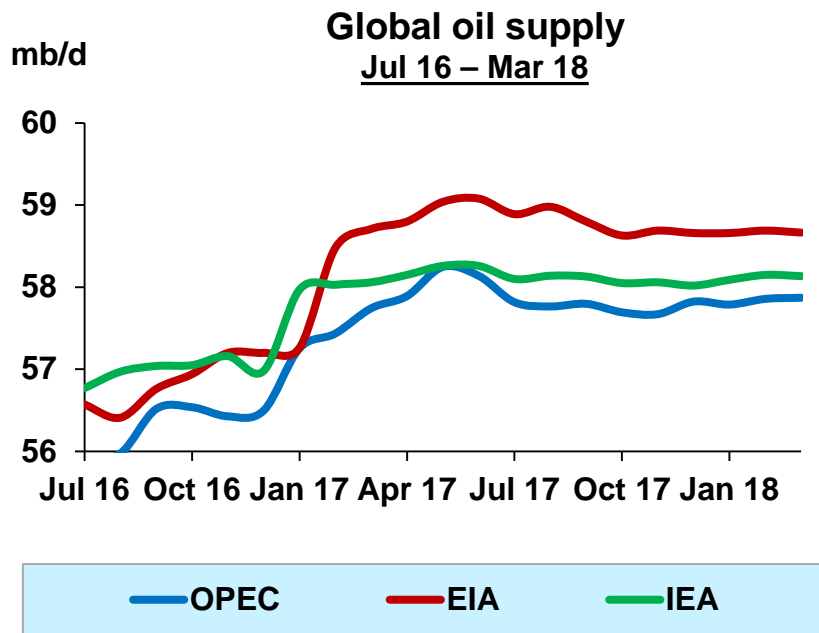


Shortcomings of JODI oil data

Non-OPEC supply



2017: revisions in reporting agencies using JODI oil data





- Lack of major non-OECD countries' data (China, Russia, ...)
- Stock **changes** are reported for some non-OECD countries, but this is not sufficient information
- Inaccuracy of some non-OECD data
- Discrepancy between stock changes and balance (Supply/Demand) on the country basis
- Global stock levels are the source for checking the accuracy of supply and demand numbers. However, the lack/inaccuracy of stocks data makes an accurate assessment very difficult.



- Importance of data transparency
- Advantages of using JODI oil data
- Shortcomings of JODI oil data
- **Recommendation**
- Conclusion



- Improvements in JODI data to promote its use globally
 - Cross-check data before updating the data base, both on country and organisation levels
 - Consistency in reporting different time-series
 - More effort needed to report missing countries' data

- Reporting organizations/agencies need to use official JODI data



- Importance of data transparency
- Advantages of using JODI oil data
- Shortcomings of JODI oil data
- Recommendation
- **Conclusion**



- JODI oil databases contain official country data and valuable information, which cannot be found easily elsewhere
- Substantial usage of JODI oil data in oil market-related research
 - As feed to historical baseline data to improve short-term forecasting
 - As input for studies

More accurate data → improves forecast → better understanding of the market status → facilitates right decision



Thank you



www.opec.org